



TOYOTA

ALWAYS BETTER.



Borneo Motors

TOYOTA COMMERCIAL VEHICLE SALES

2 Pandan Crescent Singapore 128462

Monday - Friday: 8.00am - 5.30pm

Closed on Saturday / Sunday / Public Holiday


T 6631 1838



DriveHappySG



ToyotaSG



DYNA

YOUR BEST BUSINESS PARTNER

最佳的生意伙伴

STURDY EXTERIOR 坚固车身

Flexibility and features for every type of cargo 灵巧多功能，适载各类货物



LOW FLOORING DECK EASY LOADING AND UNLOADING

Save time and money with a low flooring deck that maximises loading and unloading efficiency.

低载货底板 装卸货更方便

低底板易于装卸货，取得最高装卸效率，既省时省力又省钱。



TILT CABIN CONVENIENT ACCESS AND MAINTENANCE

Reduce downtime with a tilt cabin that allows for easier maintenance.

倾翻式驾驶舱 保修更方便

其倾翻式设计更容易保修，又能缩短停工时间。



USER-FRIENDLY DECK ADDED PRACTICALITY

Features such as a front-latch handle, one-touch side gate support, tailgate chain and rope hooks add a touch of ease on the deck.

亲善型底板 提高实用性

更亲善易用的特点包括前门手柄、单触侧闸支撑、便利绳索勾及车尾铁链。

COMFORTABLE INTERIOR 舒适内饰

User-friendly design that makes work a pleasure 亲善易用车内设计，一路工作更愉快



SPACIOUS CABIN COMFORT MEETS PRACTICALITY

Enjoy greater space and comfort with extra leg and headroom as well as easier entry and exit.

宽敞驾驶舱 既实用又舒适

享有更大的头顶空间和歇脚处，乘坐更舒适，而且能轻松进出车舱。



ERGONOMICALLY DESIGNED SEATS MORE COMFORT, LESS FATIGUE

Get comfortable in our driver-centric adjustable seats with sliding and reclining functions.

座位设计符合人体工学 增添舒适感，减少疲劳

以驾驶员为先的舒适座位，附带可调背靠及前后滑动功能。



DIESEL PARTICULATE FILTER (DPF) SYSTEM INDICATOR

ESSENTIAL INFORMATION AT A GLANCE
When DPF regeneration is needed, the system indicator will light up.

柴油微粒滤清器 (DPF) 系统显示灯 主要特征概览

除了照明充足、视线清晰之外，DPF 显示灯将于滤清器需再循环时亮起。

IMPRESSIVE PERFORMANCE 性能卓越

All the power a business needs and more 具备业务所需的强劲实力



DIESEL PARTICULATE FILTER (DPF) SYSTEM CLEANER EMISSIONS AND SMOOTHER PERFORMANCE

Any trapped accumulated particulate matter (PM) is removed via the DPF system. This is done either through manual regeneration activated by a switch, or by driving continuously at approximately 60km/h for about 20 minutes.

To perform manual regeneration:

1. When the indicator lights up, park the vehicle quickly and safely with the engine idling.
2. Put the transmission in neutral and engage the parking brake.
3. Press the manual regeneration switch as shown to start cleaning.
4. Cleaning will take approximately 15 to 40 minutes. Once it's done, the indicator light will turn off.

柴油微粒滤清器 (DPF) 系统

便捷地去除滤清器中的滞留微粒物质(PARTICULATE MATTER - PM)，通过手动再循环(DPF)钮或持续以每小时约60公里的车速行驶约20分钟，从而净化排气及提升车辆性能。

手动启动再循环功能的步骤：

1. 当DPF显示灯亮起时，将车开到安全处停下，不过让引擎继续转动。
2. 将变速器移到空档位置并踩下泊车制动器。
3. 按手动再循环钮(如图示)以启动净化功能。
4. 当净化过程完成时(约15至40分钟)，DPF显示灯将自动熄灭。



1KD-FTV ENGINE SUPERIOR HORSEPOWER AND FUEL EFFICIENCY

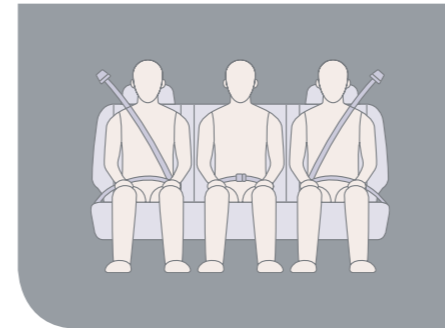
Power up with a 3.0L turbocharged diesel engine, which comes with high torque, quick acceleration and low fuel consumption.

1KD-FTV 引擎 顶级马力与省油效率

以3公升涡轮增压柴油引擎作为动力，扭力更大，加速更快，同时也更省油。

SUPERIOR SAFETY 安全至上

Protection you can count on 值得您信赖的保障



EMERGENCY-LOCKING RETRACTOR (ELR) SEATBELTS BETTER PROTECTION

Stay safe and secure with ELR seatbelts that provided added protection for both driver and passengers.

紧急锁定卷收(ELR)安全带 进一步保护车内人员

所装备的ELR安全带，不仅为驾驶者，也为乘客增添了乘搭安全性。



MOBILE IN-CAR SAFETY CAMERA ADDED PEACE OF MIND

Keep a visual log of every journey.

行车安全记录器 更加高枕无忧

提供每一段路程的实况记录，以避免任何不必要的误会或争执。



REVERSE SENSORS SAFER AND EASIER PARKING

Manoeuvre easily while parking with sensors located at the rear of the vehicle.

退车感应器 更容易又安全地停泊

多亏了巧妙安置在车后的感应器，停泊车辆易如反掌，更有自信。

SPECIFICATIONS 规格表

DYNA 150		
DIMENSIONS AND WEIGHTS		
Overall Length / Width / Height	mm	4,690 / 1,695 / 1,985
Wheelbase	mm	2,545
Thread Front / Rear	mm	1,440 / 1,250
Deck Length / Width / Height	mm	3,110 / 1,600 / 380
Min. Turning Radius	m	4.9
Ground Clearance	mm	165
Gross Vehicle Weight	kg	3,500
Kerb Weight	kg	1,755
Payload	kg	1,745
Seating Capacity (Including Driver)		3

ENGINE AND TRANSMISSION

Engine Type	3.0L Turbo Diesel, 4-Cylinder In-Line, 16-Valve, DOHC	
Capacity	cc	2,982
Max. System Output	kw (bhp) / rpm	106 (143) / 3,400
Max. Torque	Nm / rpm	300 / 3,200
Fuel System	Common-Rail	
Transmission	5-Speed Manual	
Emission Standard	Euro6 Compliant	

FUEL CONSUMPTION

Combined	litre / 100km (km / litre)	9.7 (10.3)
CO ₂ Emission	g / km	255
Fuel Tank Capacity	litres	60

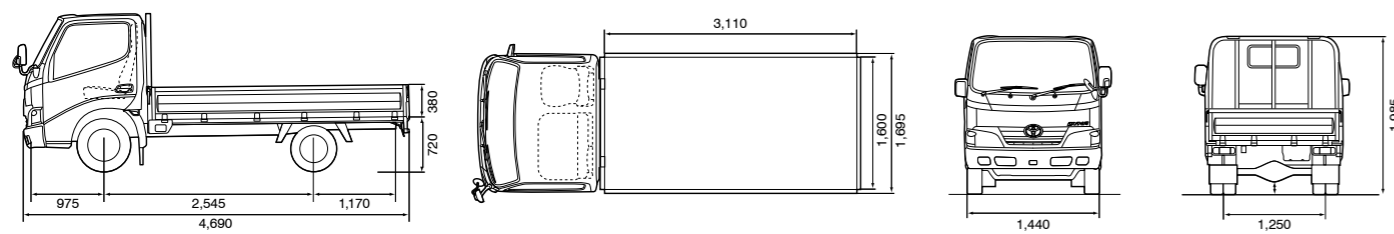
CHASSIS

Suspension	Front / Rear	Double Wishbone / Leaf Spring
Brakes	Front / Rear	Ventilated Disc / Dual Two Leading Drum
Tyres		195 / 75R15

Addition of extra features may change figures in this chart.
Toyota Motor Corporation and Borneo Motors (Singapore) Pte Ltd reserve the right to alter any details of specifications and equipment without notice.

Note:
Vehicles pictured and specifications detailed in this catalogue may vary from models and equipment available in your area.
Actual interior features and colours may differ from pictures shown. Vehicle body colour might differ slightly from the printed photos in this catalogue.

DYNA 150



FEATURES 特点

EXTERIOR

Halogen Headlamps
Power Window
Payload of 1,745 kg
Low Flooring Deck
User-Friendly Deck
Tilt Cabin
Anti-Corrosion Body and Frame
Aspherical-Type Outer Mirrors
Large Side Windows

车外

车头卤素灯
自动车窗
最高有效载重达1,745公斤
低载货底板
亲善易用底板
倾翻式驾驶室
抗腐蚀车身及车架
非球面外镜
大型车窗

INTERIOR

2-Speaker Audio System
Manual Tilt and Telescopic Steering Column
Ergonomically Designed Seats
Ample Storage Space
Spacious Cabin

车内

双扬声器音响系统
手动可倾斜/伸缩式方向盘
符合人体工学设计的车座
充裕存放空间
宽敞驾驶室

SAFETY

Front Disc Brakes
Load Sensing Proportioning Valve (LSPV)
Emergency Locking Retractor (ELR) 3-Point Seatbelts
Reverse Sensors
Mobile In-Car Safety Camera
Rigid Rear Frame and Body Structure

安全设备

前碟式制动器
载荷感应比例阀 (LSPV)
紧急锁定卷收 (ELR) 3点式安全带
倒车感应器
行车安全记录器
坚固车后架及车身结构

COLOUR VARIATIONS 颜色选择



White (058)



Silver Metallic (199)



Blue (8P0)